



# Junior Board Cancer Resource Library newsletter

September 2014

## Library Location

The Junior Board Cancer Resource Library (JBCRL) is located off the lobby in the East Wing Room 1106 of the Helen F. Graham Cancer Center & Research Institute (HFGCC & RI) located on the Christiana Hospital campus

## Hours & Contact

Monday through Friday  
8:30 AM - 5:00 PM  
302-623-4580

e-mail: [medlibcon@christianacare.org](mailto:medlibcon@christianacare.org)

web site: [www.christianacare.org/cancerlibrary](http://www.christianacare.org/cancerlibrary)


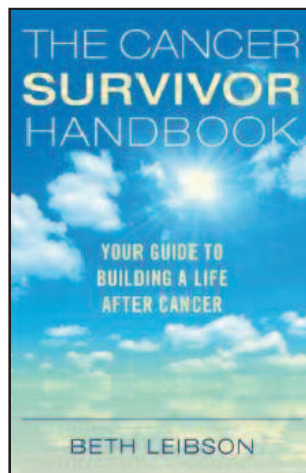
Want to borrow books, CDs, DVDs?  
  
Stop in today!  
  
Join the library for free with  
your picture ID.

## New Books

- The cancer survivor handbook
- The children's promise: a visit to a spiritual garden
- Concise Oxford English dictionary
- Ten years later: six people who faced adversity...
- You are the best medicine (children's book)

## New Clinical Books

- Cancer oxidative stress and dietary antioxidants
- Oxford case histories in oncology





## New Spanish Books

Cinco Deseos El kit  
El libro de la mama de la Dra. Susan Love  
Manual para el cuidado del cáncer de mama  
Mis rectas anti cáncer  
Una nueva Mirada sobre el cáncer  
Y el pelo? (children's book)



## New Audio CDs

The fault in our stars  
I want burning: ecstatic world of Rumi, Hafiz, Lalla  
Live with Tig Notaro  
Meditation for overcoming life's stresses  
Natural sleep inducement  
Wonderfulness: Bill Cosby



## New Music

Beaches movie soundtrack  
Before midnight movie soundtrack  
Before sunset and before sunrise  
Best of Judy Garland  
Blue forest mass  
Elton John's Greatest hits  
Elvis ultimate gospel  
English patient movie soundtrack  
Eternity  
Forest sounds with soft rains and gentle winds  
A good year movie soundtrack  
In the mourning  
Like the wind in the trees  
Mary Chapin Carpenter songs from the movie  
Midnight in Paris movie soundtrack  
Nature sounds with music  
Out of Africa movie soundtrack  
A part of you  
Philadelphia movie soundtrack  
Piano movie soundtrack  
Relaxation & recovery  
Songcatcher movie soundtrack  
Songs that made Wood Allen movies great  
The Virgin's Lament



# New Movies

The art of getting by  
Barbie Fairytopia  
The bells of St. Mary's  
Bing Crosby in Going my way and Irving Berlin's Holiday Inn  
Call the midwife (TV series)  
Cats  
Charlie Brown Christmas  
Christmas on TV: The Bob Hope Chevy show  
Christmas with a capital C  
Cross Creek  
A good woman  
The goodbye girl  
Gravity  
The great dictator  
Happy holidays with Bing and Frank  
The hobbit (animated)  
Holiday treats  
Imaginarium of Doctor Parnassus  
Indiscreet

A league of their own  
Liberal arts  
Lord of the rings (animated)  
Love, Marilyn  
Mary and Martha  
The miracle of the cards  
Modern times  
National Lampoon's Christmas vacation  
Network ★  
Nick & Norah's infinite playlist  
The piano  
Santa Claus is comin' to town  
Secret life of Walter Mitty  
Songcatcher  
Touched by an angel: holiday inspiration  
Trouble with angels  
Viola (Spanish)  
The way we were  
Where angels go trouble follows  
Whip it  
With six you get eggroll  
The year of living dangerously

## ★ A Roger Ebert Greatest Movie Pick



*There's no one with intelligence in this town except that man over there playing with the children, the one riding the stick horse. He has keen, fiery insight and vast dignity like the night sky, but he conceals it in the madness of child's play. — Rumi*

# NEWSWORTHY

## HFGCC & RI brings you

### **Day of Hope, Saturday Oct. 11, 2014**

8:30 a.m. - 4:30 p.m.

in the John H. Ammon Medical Education Center located at Christiana Hospital.

A free learning event for cancer patients, survivors, and caregivers. Light morning refreshments and lunch will be provided. Attend as much or as little of the day as you like. **Registration is required by Sept. 27 by calling (302) 623-4727.** Seating is limited for some sessions.

The Gail P. Gill Community Health Library, located down the hall from the education center, will also be open some of the day.

## Coming soon! *Writing as Healing*

Joan Delfattore, MS, Ph.D. retired University of Delaware English professor and author, will be facilitating a writing sampler workshop on **Tuesday, November 4, 2014.**

The same workshop will be offered at two times: 1 p.m. - 3 p.m. & 6 p.m. - 8 p.m.

We will also be looking for ideas from participants about the possibility of an ongoing writing program. There will be light refreshments. This is a free workshop. Open to the public and staff.

**Call JBCRL to register (302) 623-4580.**

## Ongoing: *Creative Journaling*

You can come by the JBCR library to participate in *Distance Creative Journaling*. Participants can pick up prompts and start a creative journal. This activity was developed by Wendy Wallace, MEd., *Healing Through Art* teacher.

## Healing Through Art classes resume in October

*Healing Through Art* classes resume Thursdays. October classes are:

- 10/2, Gingko: study in color acrylic
- 10/16, My Heart My Healing, Z-tangle with watercolor.

Brought to you by Wendy Wallace, MEd., local art teacher. These free classes are designed for those touched by cancer. Classes are held twice a month. **Please call JBCRL to register, 302-623-4580.**

## HFGCC & RI *Breast health wellness*

**conference** for all women and survivors on Sat., October 4, 8 a.m. – 2:30 p.m. at the John H. Ammon Medical Education Center on the Christiana Hospital campus. **Seating is limited. Register at 800-693-CARE (2273).**

## For Christiana Care staff:

**Hurry! Review *LWW Oncology* by Sept. 30.**

Review *LWW Oncology* <http://lwwoncology.com/> (you must be within Christiana Care IP)

### **AND then**

Answer this 2 to 4 question survey

This oncology specific portal includes:


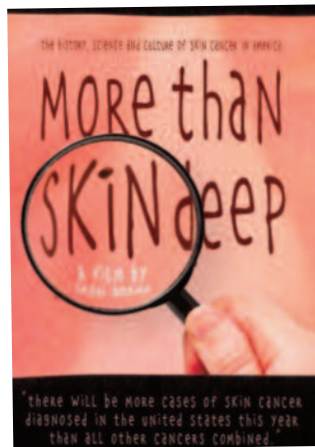

- 12 top oncology texts, including *DeVita*
- Disease-specific patient education materials from NCI
- Detailed drug monographs
- The latest, most relevant entries from PubMed
- Evidence-based clinical practice guidelines from NCCN
- Printable, presentation-ready pathology images

## New! Reading materials

- *The News Journal*
- *Outdoor Delaware* magazine
- Coming soon, *Delaware Today* magazine

## New DVDs

Best of men: the birth of the Paralympic games  
Bone marrow transplants  
The educated caregiver series  
Five wishes Kit  
Pink ribbon pilates  
Qigong for beginners  
More gentle yoga for cancer patients and people living with chronic illness  
More than skin deep: skin cancer in America  
Smoking: your staying quit checklist  
Smoking: your plan to quit  
What on earth do you do when someone dies?  
Woodstock: 3 days of peace and music



## Photography On Display

Beautiful, close-up portraits of songbirds are currently on display. Robert P. McCaffrey, current President of the Delaware Photographic Society, is the photographer. <http://www.delawarephotographicsociety.org>

## Junior Board Cancer Resource Library

### What we can do for you

We can help you, patients, families and visitors find **reliable, easy to read, multi-lingual consumer health and clinical information** on a variety of topics including cancer and other diseases, medications and medical tests, wellness and prevention, stress management, exercise and nutrition.

The collection includes **pamphlets, books, journals, newsletters, DVDs, CDs, anatomical models and charts.**

The library is **free** and **open to the public.** **Two computers** with Internet access and printer are available.

**Pathfinders** are available in stands throughout the cancer center, in the library, and online. <http://www.christianacare.org/pathfinders>

We offer expert searches of the clinical and consumer health literature.

## Let Us Save You Time!

Expert Searches of the clinical & consumer health literature to support health, fitness and patient care & education

Contact your  
Community Health Librarian  
302-623-4580  
[medlibcon@christianacare.org](mailto:medlibcon@christianacare.org)

## Alliance A011104 / ACRIN 6694 - Effect of Preoperative Breast MRI on Surgical Outcomes, Costs and Quality of Life of Women with Breast Cancer

### Purpose:

The purpose of this study is to test whether patients undergoing a breast MRI (magnetic resonance imaging) before breast surgery will have better results after the surgery. Breast tumors are routinely evaluated using mammograms and ultrasound before surgery. This study would like to find out if using MRI in addition to mammography before surgery improves our ability to evaluate tumors and decide what kind of surgery is best for the patient

### The objectives of the trial are:

To compare the rates of local-regional recurrence (LRR) following attempted breast conserving therapy in a cohort of women with triple negative or HER-2 amplified breast cancer randomized to preoperative staging with mammography (control arm) or mammography plus breast MRI (MRI arm).

### The secondary objectives for this study are:

- To compare the re-operation rates following attempted breast conserving therapy between women assessed preoperatively with breast MRI to those assessed without the use of breast MRI
- To compare local recurrence rates between women who undergo BCT on the control arm to women who undergo BCT on the MRI arm
- To compare the conversion rate to mastectomy secondary to persistent positive margins or poor cosmesis within the first 6 months of attempting BCT (prior to the administration of RT) between women assessed preoperatively with breast MRI to those assessed without the use of breast MRI
- To compare the contralateral breast cancer rates in women randomized to preoperative breast MRI to those not receiving pre-operative breast MRI
- To compare the disease-free survival rates between women assessed preoperatively with breast MRI to those assessed without the use of breast MRI
- To compare breast cancer specific and overall survival outcomes of women assessed preoperatively with breast MRI to those assessed without the use of breast MRI
- To estimate the rate of MRI-guided localization assisted surgery
- To estimate the rate of multi-centric disease in the index breast for women in the MRI arm
- To evaluate the accuracy of index lesion characteristics and other factors in predicting multi-centricity in the cohort randomized to breast MRI
- To assess the positive predictive values (PPV) of MRI in detecting ipsilateral multi-centric disease and contralateral disease in women with breast cancer undergoing preoperative breast MRI
- To estimate the false positive rate for detection of multiple foci of breast cancer by MRI

### Eligibility

- Female. Men are excluded from this study because the number of men with breast cancer is insufficient to provide a statistical basis for assessment of effects in this subpopulation of people with breast cancer.
- Pathologically confirmed diagnosis of breast cancer, clinical stage I-II (T1-3 N0 M0, T0-2 N1 M0). Diagnosis must be by needle biopsy; patients diagnosed by surgical excision are excluded.
- Patients must have either:
  - o Estrogen receptor (ER) negative/progesterone receptor (PR) negative (< 1% by immunohistochemistry IHC staining) and HER-2 negative breast cancer OR
  - o ER negative/PR negative (< 1% by IHC staining) and HER-2 positive tumors
- HER-2 status will be determined as per the 2013 ASCO CAP guidelines:
  - o HER-2 is considered positive if there is IHC 3+ staining or ISH positive using either single probe ISH or dual probe ISH
  - o HER-2 is considered negative if there is IHC 0 or 1+ staining or ISH negative using either single probe ISH or dual probe ISH
- No patients with previous ipsilateral invasive breast cancer or ductal carcinoma in situ (DCIS)
- No patients with bilateral breast cancer
- No patients with known deleterious mutations in breast cancer (BRCA) genes
- No current history of receiving hormonal therapy, tamoxifen, and or aromatase inhibitors for therapeutic measures
- No history of chemotherapy for cancer within 6 months prior to registration
- No patients scheduled to receive neoadjuvant chemotherapy or partial breast irradiation following breast conserving surgery
- Eligible for BCT based on clinical examination, mammography and, if standard practice at a given institution, ultrasound and/or tomogram.
- No history of sickle cell disease
- No history of breast biopsy (including FNA) of the study breast within 6 months prior to the MRI

### Treatment: (Randomized)

ARM 1: (CONTROL) Patients undergo a clinical breast examination and mammography with ultrasound of the breast and regional nodes followed by breast conserving surgery.

ARM 2: (TREATMENT) Patients undergo a clinical breast examination, mammography with ultrasound of breast and regional nodes and breast MRI followed by breast conserving surgery or mastectomy.



For information regarding this clinical trial or if you would like to have the list of open protocols emailed to you, please call the Cancer Research Office at (302) 623-4450 or email [kee@christianacare.org](mailto:kee@christianacare.org).

One of only 30 cancer centers in the nation selected for the National Cancer Institute Community Cancer Centers Program.